

# Oh the Places You'll Go!



Created by  
Jodi Southard

[Fun-in-first.blogspot.com](http://Fun-in-first.blogspot.com)

# THANK YOU!

Thank you for downloading this FREE packet. If you have any questions about anything in the packet, please email me at

[Jodimastics@hotmail.com](mailto:Jodimastics@hotmail.com)

Clipart and fonts by:

Font licensed by  
Lettering  
Delights






Dr. Seuss was born in 1904 as Theodor Seuss Geisel, in Massachusetts. The first book he wrote and illustrated was And to Think That I Saw it on Mulberry Street. It was rejected 27 times before it was finally published. Dr. Seuss later wrote The Cat in the Hat. He was asked to write a book using only 225 “new reader” vocabulary words. The Grinch was Dr. Seuss’s favorite book character. Dr. Seuss died in 1991. He had written and illustrated 44 children’s books. Information found at


[www.catinthehat.org](http://www.catinthehat.org)

# The Cat in the Hat

Activities to do with the story:

1. Read The Cat in the Hat
2. Color in a hat.
3. Rhyming word sort.
4. Complete the sequencing chart for the story.
5. Read The Cat in the Hat Comes Back
6. Venn Diagram to compare and contrast the two stories.





Cut out the rhyming words and glue them under the correct hat.



cat



fish



ball

hat

wish

mat

dish

wall

hall

swish

splat


tall

call

squish

that





# Sequencing Chart

## for The Cat in the Hat

Draw a picture of what happens in the story in the order it happens. Then write a sentence to go along with the picture.

A large, empty rounded rectangular box with a black outline, intended for drawing a scene from the story.

---

---

---

A large, empty rounded rectangular box with a black outline, intended for drawing a scene from the story.

---

---

---

A large, empty rounded rectangular box with a black outline, intended for drawing a scene from the story.

---

---



---

A large, empty rounded rectangular box with a black outline, intended for drawing a scene from the story.

---

---

---







Name \_\_\_\_\_

We are going to make green eggs and ham. Do you think you will like it?

YES or NO

We tried green eggs and ham.

Did you like it?

YES or NO

What did you learn from the book Green Eggs and Ham?

---

---

---

---

---





Name \_\_\_\_\_

One Fish, Two Fish, Red Fish, Blue Fish  
has a lot of antonyms. Match the  
antonyms below.

{Antonyms are words that mean the opposite.}



sad



new



old



fat



thin



glad



fast




low



high



slow



We read the book Bartholomew and the Oobleck today, then we made Oobleck using 1 part water to 2 parts cornstarch.

This is what I think will happen when we mix the cornstarch and water.

---

---

Describe what the Oobleck felt like in your hands.

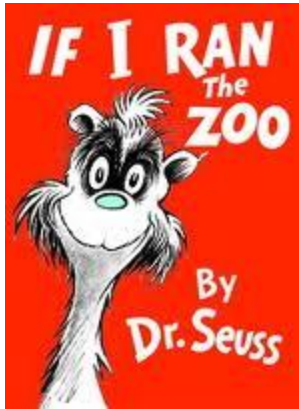
---

---

Draw a picture to show what the Oobleck looked like as a *solid* and as a *liquid*.

SOLID

LIQUID




Invent an animal that would live in your zoo. Draw a picture to show what it would look like.

What is your animal called? \_\_\_\_\_

What does your animal eat? \_\_\_\_\_

What habitat does your animal live in? \_\_\_\_\_



Who were the characters in the story?

---

---

What happened to all the truffula trees? \_\_\_\_\_

---

At the end of the story, what did the Once-ler give to the boy? Why?

---

---

What was Dr. Seuss trying to teach us by writing this story? \_\_\_\_\_

---

---